 American College of
Foot and Ankle Surgeons®
Proven leaders. Lifelong learners. Changing lives.

Maximizing Your ACFAS Resident Membership

Presented by MEMBERSHIP COMMITTEE
2014

Presenters



 Eoin P. Gorman, DPM Resident, PGY3 Columbia St Mary's Hospital	 Corey M. Fidler, DPM Resident, PGY3 Washington Hospital Center
--------------------------------------------------------------------------------------------------------------------------------------------------------------------	--------------------------------------------------------------------------------------------------------------------------------------------------------------------

Overview



- Top Reasons for Being a Resident Member
- Resident Center - .ACFAS.org
- Journal of Foot and Ankle Surgery (JFAS)
- Member Newsletters
- Scientific Literature Reviews
- Education
- Scientific Posters
- E-Learning
- Fellowships
- PodiatryCareers.org
- Questions

Poll Question

- What year of residency are you in?
- PGY-1
- PGY-2
- PGY-3
- PGY-4
- Not a resident

Top Reasons for Being a Resident Member

1. ACFAS is the leading and most respected authority in the field and provides networking with over 7,000 foot and ankle surgeons.
2. Being an ACFAS member gives you access to the latest research, techniques, and courses in the surgical field of foot and ankle surgery.
3. Being an active ACFAS member gives you visibility and helps build your resume as we begin our professional careers after training is completed in residency.

Resident Center

Resident Center | Manage and Maximize Your Membership

Join Now, Get Your 1st Year Free!

Resident Communications

Just for Residents

Education Opportunities
Resident Resources
Local Meetings
Regional Meetings

First-Year Residency – Membership Free

During first-year of residency, ACFAS resident membership is free!

The screenshot shows the ACFAS Resident Center interface. At the top, there is a navigation bar with links for Home, Education & Professional Development, Research & Publications, Health Policy & Advocacy, Practice Management & Marketing, Member Resources & Student Centers, and a Search bar. The main content area is titled 'Resident Center | Manage and Maximize Your Membership'. It features several sections: 'Join or Renew' with a 'Join Now, Get Your 1st Year Free!' button circled in red; 'Manage Your Membership' with options to update contact information and renewals; 'Resident Communications' with an 'Update' button; 'Fellowships' with links for seeking, proposing, and funding; 'Career Center' with a link for job seekers; and 'Just for Residents' with links for educational opportunities, research resources, and regional chapters. A 'Member Only Content' link is circled in red in the top navigation bar.

Member Only Content

The screenshot shows the ACFAS Member Only Content interface. The top navigation bar includes the same links as the Resident Center, with 'Member Only Content' circled in red. The main content area is titled 'Resident Center | Manage and Maximize Your Membership'. It features sections for 'Join or Renew', 'Manage Your Membership', 'Resident Communications', 'Fellowships', 'Career Center', and 'Just for Residents'. The 'Just for Residents' section includes 'Educational Opportunities' and 'Regional Chapters'. The 'Education Calendar' section lists various events, including a 'Coding Practice Management Workshop' and 'Foot and Ankle Arthroscopy Surgical Skills Course'. A red arrow points from the text above to the 'Member Only Content' link in the navigation bar.

Journal of Foot and Ankle Surgery

- Journal of Foot and Ankle Surgery (JFAS)
- Published bimonthly
- Peer-reviewed scientific journal
- Receive journal with membership

- iPad App
<https://itunes.apple.com/us/app/id641244481?mt=8>
 Register with Elsevier at www.jfas.org to activate your access.

The screenshot shows a promotional page for the Journal of Foot and Ankle Surgery (JFAS). It features a list of bullet points describing the journal: it is published bimonthly, is a peer-reviewed scientific journal, and is received with membership. Below the text, there is an image of the journal cover and an image of the JFAS iPad app. At the bottom, there is a section for the iPad app, including the app name, a link to the iTunes store, and instructions to register with Elsevier at www.jfas.org to activate access.

Journal of Foot and Ankle Surgery - Online

- Log in through ACFAS.org
- Abstract, Full Text and PDF.
- Search online 1995 to current issue.

Long-term Outcome of Planovalgus Foot Surgical Correction in Children with Cerebral Palsy
 November 2013 (Vol. 52 | No. 6 | Pages 697-703)
 Muayad Kadhim, Laurens Holmes, Freeman Miller

[Abstract](#) | [Full Text](#) | [PDF \(525 Kb\)](#)

Member Newsletters

Student/Resident Update

Update

This Week @ ACFAS

★ Archive of back issues available online

Scientific Literature Reviews

- Clinical Studies
- Case Reports
- Methodology and Technical Reports
- Clinical Pearls
- Literature Reviews and more ...

Home - Research & Publications - Scientific Literature Reviews

SLR - August 2014 - Rahul Bhatt

Vasculopathy, Inflammation, and Blood Flow in Leg Ulcers of Patients with Sickle Cell Anemia

Reference: Mizell CP, Dalaney KH, Gorbach AM, Xu D, Lee CR, Malik N, Katsakidou A, Katsakidou M, Marcellini J, Pinneri-Lorenzini M, Novelli EM, Landon SM, Asanbal KC, Kahn GJ. American Journal of Hematology. Vol. 89, No. 1, January 2014.

Reviewed By: Rahul Bhatt, OPM Residency Program, Forest Hills Hospital, Forest Hills, NY

Podiatric Relevance: Patients with Sickle Cell Disease (SCD) are known to have a myriad of end organ complications as a result of vascular dysfunction. Chronic leg ulcers are one such complication found in foot and ankle practitioners. Little is known, however, about the microvascular and histopathological changes that occur with these ulcers. This study utilizes non-invasive techniques such as Laser speckle contrast imaging (LSCI) and infrared (IR) thermography to examine the regional blood flow of skin sites, and the immediate surrounding tissue, compared to unaffected skin sites in patients with SCD and chronic leg ulcers, in order to understand the role in ulcer pathogenesis and perpetuation.

Methods: Eighteen subjects with sickle cell anemia (homozygous SS), eight men and 10 women, ages 20-50, with active chronic leg ulcers were enrolled in the study. Inclusion criteria required a subject to be at least 18 years old, have sickle cell disease, and have a leg ulcer of at least four weeks duration, between 2.5 and 100 cm² in size and not acutely infected. Subjects underwent thorough medical

Poll Question



- Have you attended the Annual Scientific Conference (ASC) before?
- I have three times (or more)
- I have twice
- I have once
- Not yet, but planning to in 2015 (Phoenix)
- Never

Education



American College of Foot and Ankle Surgeons®
Pioneers. Leaders. Lifelong learners. Changing lives.

Education & Professional Development | Research & Publications | Health Policy & Advocacy | Practice Management & Marketing | Member, Resident & Student Centers | PATIENT INFO | ACPAS

- Annual Scientific Conference – Feb 19-22, 2015 in Phoenix, AZ

- Surgical Skills Courses



- Advanced Forefoot Reconstruction and Complications Workshop




Scientific Posters



- Poster Submission for Annual Scientific Conference
- Division Support
- Posters viewable online

The poster includes a title, authors (Tony Barfield, DPM, FACFAS, and Scott A. Hargrett, DPM), a list of authors, and several images showing ankle arthroscopy procedures. It also features a table of contents and a list of references.

Poll Question



- Have you ever accessed the ACFAS free podcasts?
- I've listened multiple times
- I've listened once
- I've heard of them, but haven't tried them yet
- No, I've never heard of them

E-Learning



e-learning

The class will start when you are ready.

VIEW ONLINE PODCASTS

<p>Clinical Sessions</p> <p>Learn from the educational offerings from previous Annual Scientific Conferences. These online presentations are available to members and non-members at no cost. Continuing education contact hours are available to ACFAS members.</p> <p>Clinical Sessions</p>	<p>Surgical Techniques</p> <p>Choose to purchase these videos individually (online only) or in a complete set (DVD-ROM or online).</p> <div style="display: flex; align-items: center; margin-top: 10px;">  <ul style="list-style-type: none"> • Surgical Techniques: Reconstruction • Surgical Techniques: Diabetic Surgery • Surgical Techniques: Common Foot • Surgical Techniques: Trauma </div>	<p>Podcasts</p> <p>Whether it's a discussion about trends or a dialogue generated by different schools of thought, people are talking — join the conversation!</p> <p>Podcasts</p>
<p>Medical Bookstore</p> <p>ACFAS is proud to offer the most complete source of medical references and textbooks in the foot and ankle surgery field. Read the latest information from leading authors in the industry.</p>	<p>Practice Management</p> <p>View these online presentations to help you in managing your practice.</p> <p>Practice Management</p>	

E-Learning



Clinical Sessions

128840: Focus on the Forefoot

These online presentations are ACFAS educational offerings from previous Annual Scientific Conferences. The 128840 Focus on the Forefoot presentations are available to members and non-members at no cost. Continuing Education credit is available to ACFAS members.

Accreditation Statement:
The American College of Foot and Ankle Surgeons is approved by the Council on Podiatric Medical Education as a sponsor of continuing education in podiatric medicine.

Registration Information:
The American College of Foot and Ankle Surgeons designates these educational activities for CPEM (Continuing Education Contact Hours). Physicians should only report credit commensurate with the extent of their participation in the activity.

Learning Objectives:
At the conclusion of this activity, the participant will be able to:

1. Describe surgical options for 2nd MPJ arthrolysis and arthrodesis.
2. Evaluation of patients of single toe deformities to reconstruct surgery.
3. Preservation of function in metatarsal surgery.
4. Treatment and evaluation of neuromas.

CME CE credit available: 1.00 hour
Start Date: 7/29/2014
Expires: 12/31/2014
Format: Online, non-interactive, Flash file
Release Date: February 2015

Podcasts – educational offerings

13PC187: Hammer toe Controversies

Moderator: Jason Miller, DPM, FACFAS
Panelists: Cory Brown, DPM, Lawrence Blankens, DPM, FACFAS, William Montross, DPM, FACFAS
Release Date: February, 2014
Run Time: 55:00 (54:00)

Accreditation Statement:
The American College of Foot and Ankle Surgeons designates these educational activities for CPEM (Continuing Education Contact Hours). Physicians should only report credit commensurate with the extent of their participation in the activity.

To download the mp3 to your computer: right click the download link and either 'Save Target As...' if you are on a PC or 'Save As...' if you are on a Mac.


128840: Focus on the Forefoot

MP Player



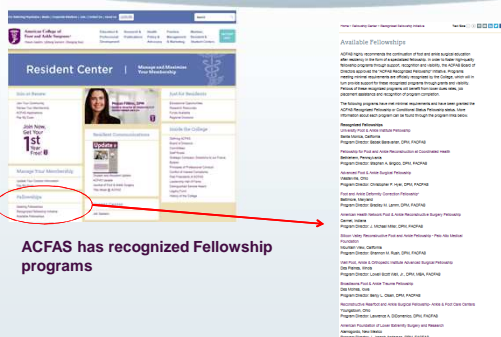

Podcasts Audio, requires only HTML5
 Please Be Aware: Some Audio/Video Content May Be Subject to Copyright Laws in Certain Countries and May Be Restricted from Certain Regions. Please Contact Us for More Information.
 Run Time: 55:00
 Format: Online, non-interactive, Flash file

Poll Question




- Are you considering attending a fellowship post-residency?
- Yes, definitely
- I don't know yet
- No
- Not applicable

Fellowships



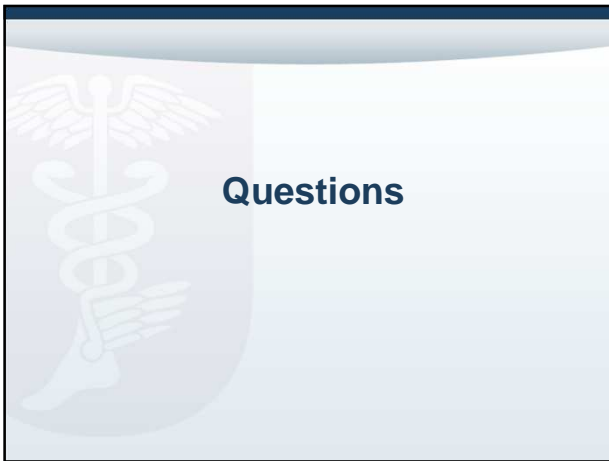
ACFAS has recognized Fellowship programs

Poll Question



- Are you currently seeking your post-residency employment?
- Yes, I'm already involved in a search
- Just beginning to put together my CV and do some research on available jobs
- Not yet
- I'm already employed







Maximize Your Resident Membership



Thank you for participating in this webinar.

Questions?

Contact:

Terry Wilkinson, PhD, CAE Membership Manager at
773-444-1301 or terry.wilkinson@acfas.org.
